



Annexure - I

# ENCORE BUSINESS SYSTEM LIMITED

Khaleeli Centre, 2nd Floor, 4, Montieth Road

Egmore, Chennai 600 008

Phone : +91 44 2841 4144

Email : [encorebusiness@gmail.com](mailto:encorebusiness@gmail.com)

CIN : L65191TN1990PLC019828

Annexure - I

## Holding of specified securities ( Statement Showing Shareholding Pattern )

1. Name of Listed Entity : ENCORE BUSINESS SYSTEM LIMITED
2. Scrip Code / Name of Scrip / Class of Security 531750 / ENCORE SOFT. / EQUITY
3. Share Holding Pattern Filed under: Reg. 31(1)(a) / Reg. 31(1)(b) / Reg.31(1)(c)
  - a. If under 31(1)(b) then indicate the report for Quarter ending 30-Jun-2017
  - b. If under 31(1)(c) then indicate date of allotment/extinguishment 30-Jun-2017
4. Declaration: The Listed entity is required to submit the following declaration to the extent of submission of information

Particulars	Yes*	No*
1 Whether the Listed Entity has issued any partly paid up shares?		NO
2 Whether the Listed Entity has issued any Convertible Securities or Warrants?		NO
3 Whether the Listed Entity has any shares against which depository receipts are issued?		NO
4 Whether the Listed Entity has any shares in locked-in?		NO
5 Whether any shares held by promoters are pledge or otherwise encumbered?		NO

5. The tabular format for disclosure of holding of specified securities is as follows:-




Table I

Table I - Summary Statement holding of specified securities

Category (I)	Category of Shareholder (II)	Nos. of Shareholders (III)	No. of fully paid up equity shares held (IV)	No. of Partly paid-up equity shares held (V)	No. of shares underlying Depository Receipts (VI)	Total nos. shares held (VII) = (IV)+(V)+ (VI)	Shareholding as a % of total no. of shares (calculated as per SCRR, 1957 (VIII) As a % of (A+B+C2)	Number of Voting Rights held in each class of securities (IX)			No. of Shares Underlying Outstanding convertible securities (including Warrants) (X)	Shareholding, as a % assuming full conversion of convertible securities (as a percentage of diluted share capital) (XI) = (VII)+(X)	Number of Locked in shares (XII)		Number of Shares pledged or otherwise encumbered (XIII)		Number of equity shares held in dematerialized form (XIV)
								No. of Voting Rights		Total as a % of (A+B+C)			No.(a)	As a % of total Shares held (b)	No.(a)	As a % of total Shares held (b)	
								Class eg: X	Class eg: Y								
A.	PROMOTER & PROMOTER GROUP	3	599090	0	0	599090	19.34	599090	0	599090	19.34	0	0	0	0	0	599090
B.	PUBLIC	3950	2498331	0	0	2498331	80.66	2498331	0	2498331	80.66	0	0	0	0	0	1411687
C.	NON PROMOTER- NON PUBLIC SHARES	0	0	0	0	0	0	0	0	0	0	0	0	0	0	0	0
C1.	UNDERLYING DRS SHARES HELD BY EMPLOYEE TRUSTS	0	0	0	0	0	0	0	0	0	0	0	0	0	0	0	0
C2.	TRUSTS	0	0	0	0	0	0	0	0	0	0	0	0	0	0	0	0
	Total	3953	3097421	0	0	3097421	100	3097421	0	3097421	100	0	0	0	0	0	2010777





Table II

Table II - Statement showing shareholding pattern of the Promoter and Promoter Group

Category & Name of the Shareholders (I)	PAN (II)	Nos. of Shareholder (III)	No. of fully paid up equity shares held (IV)	Partly paid-up equity shares held (V)	No. of shares underlying Depository Receipts (VI)	Total nos. shares held (VII) = IV + V + VI)	Shareholding % calculated as per SCRR, 1957 As a % of (A+B+C2) (VIII)	Number of Voting Rights held in each class of securities (IX)			No. of Shares Underlying Outstanding convertible securities (including Warrants) (X)	Shareholding, as a % assuming full conversion of convertible securities ( as a percentage of diluted share capital) (XI) = (VII)+(X) as a % of A+B+C2	Number of Locked in shares (XII)		Number of Shares pledged or otherwise encumbered (XIII)		Number of equity shares held in dematerialized form (XIV)	
								No of Voting Rights		Total as a % of Total Voting rights			No.(a)	As a % of total Shares held (b)	No.(a)	As a % of total Shares held (b)		
								Class X	Class Y									
<b>1. INDIAN</b>																		
a. Individuals/Hindu undivided Family		2	435690	0	0	435690	14.07	435690	0	435690	14.07	0	0	0	0	0	0	435690
Names:																		
RAMASESHAN RANGARAJAN	AEIPR1666K		307290			307290	9.92	307290	0	307290	9.92	0	0	0	0	0	0	307290
RANGARAJAN RAJALAKSHMI	AAIPR1869G		128400			128400	4.15	128400	0	128400	4.15	0	0	0	0	0	0	128400
b. Central Government/ State Government(s)		0	0	0	0	0	0	0	0	0	0	0	0	0	0	0	0	0
c. Financial Institutions/ Banks		0	0	0	0	0	0	0	0	0	0	0	0	0	0	0	0	0
d. ANY OTHER																		
Directors and their Relatives		1	163400	0	0	163400	5.28	163400	0	163400	5.28	0	0	0	0	0	0	163400
Names:																		
S MONISAA	CPLPM2036J		163400			163400	5.28	163400	0	163400	5.28	0	0	0	0	0	0	163400
Sub-Total (A)(1)		3	599090	0	0	599090	19.34	599090	0	599090	19.34	0	0	0	0	0	0	599090
<b>2. FOREIGN</b>																		
a. Individuals (Non-Resident Individuals/ Foreign Individuals)		0	0	0	0	0	0	0	0	0	0	0	0	0	0	0	0	0
b. Government		0	0	0	0	0	0	0	0	0	0	0	0	0	0	0	0	0
c. Institutions		0	0	0	0	0	0	0	0	0	0	0	0	0	0	0	0	0
d. Foreign Portfolio Investor		0	0	0	0	0	0	0	0	0	0	0	0	0	0	0	0	0
f. ANY OTHER																		
Sub-Total (A)(2)		0	0	0	0	0	0	0	0	0	0	0	0	0	0	0	0	0
Total Shareholding of Promoter and Promoter Group (A)= (A)(1)+(A)(2)		3	599090	0	0	599090	19.34	599090	0	599090	19.34	0	0	0	0	0	0	599090

Details of Shares which remain unclaimed may be given hear along with details such as number of shareholders, outstanding shares held in demat/unclaimed suspense account, voting rights which are frozen etc.



ENCORE BUSINESS SYSTEM LIMITED

Table III

Table III - Statement showing shareholding pattern of the Public shareholder

Category & Name of the Shareholders (I)	PAN (II)	Nos. of Shareholder (III)	No. of fully paid up equity shares held (IV)	Partly paid-up equity shares held (V)	No. of shares underlying Depository Receipts (VI)	Total nos. shares held (VII = IV + V + VI)	Shareholding % calculated as per SCRR, 1957 As a % of (A+B+C2) (VIII)	Number of Voting Rights held in each class of securities (IX)			No. of Shares Underlying Outstanding convertible securities (including Warrants) (X)	Total Shareholding, as a % assuming full conversion of convertible securities (as a percentage of diluted share capital) (XI)	Number of Locked in shares (XII)		Number of Shares pledged or otherwise encumbered (XIII)		Number of equity shares held in dematerialized form (XIV)
								No of Voting Rights		Total as a % of Total Voting rights			No.(a)	As a % of total Shares held (b)	No.(a) (Not applicable)	As a % of total Shares held (Not applicable) (b)	
								Class X	Class Y								
<b>1. INSTITUTIONS</b>																	
a. Mutual Funds/		0	0	0	0	0	0	0	0	0	0	0	0	0	0	0	0
b. Venture Capital Funds		0	0	0	0	0	0	0	0	0	0	0	0	0	0	0	0
c. Alternate Investment Funds		0	0	0	0	0	0	0	0	0	0	0	0	0	0	0	0
d. Foreign Venture Capital Investors		0	0	0	0	0	0	0	0	0	0	0	0	0	0	0	0
e. Foreign Portfolio Investors		0	0	0	0	0	0	0	0	0	0	0	0	0	0	0	0
f. Financial Institutions/ Banks		3	67570	0	0	67570	2.18	67570	0	67570	2.18	0	0	0	0	0	21200
Names :																	
ELECTRONICS CORPORATION OF TAMIL			46370	0	0	46370	1.5	46370	0	46370	1.5	0	0	0	0	0	0
g. Insurance Companies		0	0	0	0	0	0	0	0	0	0	0	0	0	0	0	0
h. Provident Funds/ Pension Funds		0	0	0	0	0	0	0	0	0	0	0	0	0	0	0	0
i. ANY OTHER		0	0	0	0	0	0	0	0	0	0	0	0	0	0	0	0
Sub-Total (B)(1)		3	67570	0	0	67570	2.18	67570	0	67570	2.18	0	0	0	0	0	21200
2. Central Government/ State Government(s)/ President of India																	
Sub-Total (B)(2)		0	0	0	0	0	0	0	0	0	0	0	0	0	0	0	0
<b>3. NON-INSTITUTIONS</b>																	
a. INDIVIDUALS -																	
i. Individual shareholders holding nominal share capital up to Rs. 2 lakhs.		3874	1758741	0	0	1758741	56.78	1758741	0	1758741	56.78	0	0	0	0	0	736717
ii. Individual shareholders holding nominal share capital in excess of Rs. 2 lakhs.		5	615420	0	0	615420	19.87	615420	0	615420	19.87	0	0	0	0	0	615420
Names :																	
V GEETHA KARANTH	AADPA8302L		150000	0	0	150000	4.84	150000	0	150000	4.84	0	0	0	0	0	150000
VIJAYA RAO	AADPV2139E		150000	0	0	150000	4.84	150000	0	150000	4.84	0	0	0	0	0	150000
ANUSHA	ADVPN5474F		132515	0	0	132515	4.28	132515	0	132515	4.28	0	0	0	0	0	132515
KIZHANATHAM SRINIVASAN RAJAGOPALAN	ADXP2330Q		140000	0	0	140000	4.52	140000	0	140000	4.52	0	0	0	0	0	140000
SIVAPRAKASAM D	ATAPS2986G		42905	0	0	42905	1.39	42905	0	42905	1.39	0	0	0	0	0	42905
b. NBFCs registered with RBI		0	0	0	0	0	0	0	0	0	0	0	0	0	0	0	0
c. Employee Trusts		0	0	0	0	0	0	0	0	0	0	0	0	0	0	0	0
d. Overseas Depositories (holding DRs) (balancing figure)		0	0	0	0	0	0	0	0	0	0	0	0	0	0	0	0
e. ANY OTHER																	
BODIES CORPORATE		36	38850	0	0	38850	1.25	38850	0	38850	1.25	0	0	0	0	0	20600
HINDU UNDIVIDED FAMILIES		20	10763	0	0	10763	0.35	10763	0	10763	0.35	0	0	0	0	0	10763
NRI - Non- Repat		10	4937	0	0	4937	0.16	4937	0	4937	0.16	0	0	0	0	0	4937
NRI - Repat		2	2050	0	0	2050	0.07	2050	0	2050	0.07	0	0	0	0	0	2050
Sub-Total (B)(3)		3947	2430761	0	0	2430761	78.48	2430761	0	2430761	78.48	0	0	0	0	0	1390487
Total Public Shareholding (B) = (B)(1)+(B)(2)+(B)(3)		3950	2498331	0	0	2498331	80.66	2498331	0	2498331	80.66	0	0	0	0	0	1411687

Details of the shareholders acting as persons in Concert including their Shareholding (No. and %):

Details of Shares which remain unclaimed may be given hear along with details such as number of shareholders, outstanding shares held in demat/unclaimed suspense account, voting rights which are frozen etc.

## PATTERN OF HOLDINGS - NSDL &amp; CDSL &amp; PHYSICAL

CLIENT TYPE	NSDL		CDSL		PHYSICAL		NSDL & CDSL & PHYSICAL		
	NO.OF HOLDERS	TOTAL POSITIONS	NO.OF HOLDERS	TOTAL POSITIONS	NO.OF HOLDERS	TOTAL POSITIONS	NO.OF HOLDERS	TOTAL POSITIONS	% OF HOLDINGS
Resident	1272	1198735	255	164165	2372	1022024	3899	2384924	76.9970
FI	0	0	0	0	1	46370	1	46370	1.4970
NRI	10	6900	2	87	0	0	12	6987	0.2255
Corporate Body	23	13600	7	7000	6	18250	36	38850	1.2542
Bank	1	20000	1	1200	0	0	2	21200	0.6844
Promoters	0	0	2	435690	0	0	2	435690	14.0662
Directors/relative	1	163400	0	0	0	0	1	163400	5.2753
<b>TOTAL</b>	<b>1307</b>	<b>1402635</b>	<b>267</b>	<b>608142</b>	<b>2379</b>	<b>1086644</b>	<b>3953</b>	<b>3097421</b>	<b>100.0000</b>

